



Product Binding and Request for Quote Submission

A Complete E-commerce Supply Chain Solution

The screenshot shows the FFOrder dashboard interface. In the top right corner, there is a 'Sync Products' button highlighted with a red box. In the left sidebar, the 'Connection' menu item is also highlighted with a red box. Below the sidebar, there is a search and filter section with tabs for 'All', 'Available', 'Unavailable', and 'Skipped'. Below this is a table with the following data:

Product	Product ID	Orders	Status	Action
1121速卖通转单测试	8066971205706	6	Connected	Edit Connect Ignore from order Skip
测试商品001_杉藓	8109365264458	2	Connected	Edit Connect Ignore from order Skip
10.14czx	8067171385418	2	Not Connected	Edit Connect Ignore from order Skip
11112222	8111095840842	0	Not Connected	Edit Connect Ignore from order Skip

You can click “Connect” in the FFOrders dashboard to see that all products in your store have been successfully synced with FFOrders. If the product is incomplete, you can click “Sync Store Orders” in the top-right corner.

FFORDER

My Agent WhatsApp \$ \$3 myshopify.com Feedback HMV3

Business

- Dashboard
- Profile

Products

- FFOrder Products
- Featured Product
- Quotations
- Connection**
- Release Record

Stock

- My stock

Orders

- Orders
- Tracking
- After Sales Order
- Fill Price Differen
- Undelivered Orde

Connection(4)

Show my products Sync Products

All Available Unavailable Skipped

Title: Status:

Search Reset

	Product	Product ID	Orders	Status	Action
+	1121速卖通转单测试	8066971205706	6	Connected	Edit Connect Ignore from order Skip
+	测试商品001_彬蔚	810930034458	2	Connected	Edit Connect Ignore from order Skip
	10.14czx	8067171385418	2	Not Connected	Edit Connect Ignore from order Skip
	11112222	8111095840842	0	Not Connected	Edit Connect Ignore from order Skip

< 1 > 20 / page

You can see that the green “Connected” indicator signifies that the product pricing setup is complete and orders for that product can be processed. The red “Not Connected” indicator indicates that the product connection has not been completed.




The screenshot displays the 'Connection List' window in the FFOrder system. On the left, there is a search bar with the placeholder text 'please input product title' and a 'Search' button. Below the search bar are several horizontal bars representing a list of products. On the right, the 'Connect Area' is active, showing a comparison between 'SKU of current product' and 'SKU of connected product'. Both columns list the same three items: 'Single Gold Piece', 'Kt Cat Keychain + Rope [send Certificate]', and 'Kt Cat Keychain + Gift Box + Rope [send Certificate]'. Each item has a corresponding 'Color' dropdown menu in the 'SKU of connected product' column. A 'Connect' button is located in the bottom right corner of the window.


Click the “Connect” button to see that your store's product SKUs have been linked and matched with FFOrder products.

Connection List

please input product title Search

Connect Area [Show my products](#)

SKU of current product	SKU of connected product
 10.14czx 白色  黑色 	

Connect 

Unlinked products display a blank state when clicked. There are two ways to complete the link:
Method 1: Contact your FFOrder agent to establish the link.

The screenshot displays the FFOrder Quotations dashboard. The left sidebar contains a navigation menu with 'Quotations' highlighted. The main area features a search bar for 'Product Name' and a table of quotations. The table has three columns: 'Product', 'Orders', and 'Actions'. The first row of the table shows a product with 6 orders and an 'Ask Quote' button. A red arrow points from the 'Quotations' menu item to the 'Ask Quote' button.

Product	Orders	Actions
1121速卖通转单测试	6	Ask Quote
测试商品001_彬蔚	2	Ask Quote
10.14czx	2	Ask Quote
11112222	0	Ask Quote

2: Click the “Quote” button on the dashboard to request a quote for specific products. FFOrder staff will receive your quote request and provide a product quotation.

The screenshot shows the FFOrder Quotations management interface. The sidebar on the left contains navigation options: Business (Dashboard, Profile), Products (FFOrder Products, Quotations), Connection, Release Record, Stock (My stock), Orders (Orders, Tracking, After Sales Order, Fill Price Difference, Undelivered Order), and Shop (StoreManager). The main content area is titled 'Quotations(3)' and includes a 'Download Quotations' button. Below this is a search filter with 'Product Name' and 'Time range' fields, and 'Search' and 'Reset' buttons. A table displays quotation records with columns: Images, Request, Response, Status, Price, Date, and Action. One record is shown with a jacket image, 'Request: OSLO', 'thin jacket workwear' response, 'Success' status, price '13.04', and date '2026-02-27 15:32'. A 'Connect' button is in the Action column. Red annotations highlight the 'Quotations' button in the search filter, the 'Success' status in the table, and the 'Connect' button. A red arrow also points to the pagination controls below the table.

Images	Request	Response	Status	Price	Date	Action
	Request: OSLO	thin jacket workwear	Success	13.04	2026-02-27 15:32	Connect

You can view the completion status of product quotation requests in the quotation records. Once completed, you can click the link.

The screenshot shows the 'Connection List' window in the FFOrder system. At the top left, the 'FFORDER' logo is visible. The browser address bar shows 'myshopify.com'. The window title is 'Connection List'. A search bar at the top left contains the text 'OSLO' and a 'Search' button. Below the search bar is a table with columns 'Images' and 'Title'. The table contains one row with an image of a jacket and the title 'OSLO'. To the right of the search bar is a 'Connect Area' with a 'Show my products' link. The main area is divided into two columns: 'SKU of current product' and 'SKU of connected product'. The 'SKU of current product' column lists various color and size combinations for the product 'OSLC'. The 'SKU of connected product' column shows a dropdown menu with 'Color:heise;Size:M' selected. A red box highlights the search bar and the 'SKU of connected product' dropdown menu.

After clicking "Connect," enter the product name in the search box and complete the SKU matching on the right to finish the connection.



THANK YOU!



诚信 务实 专业 尊重 进取