



Top-Up Balance & Wallet Guide

A Complete E-commerce Supply Chain Solution



Fulfillment and supply chain solutions provider

ig@qq.com ▾ us English ▾

MA	ongtest ongtest.com
RY	t03 yshopify.com
RY	st02 nyshopify.com

Connect new store

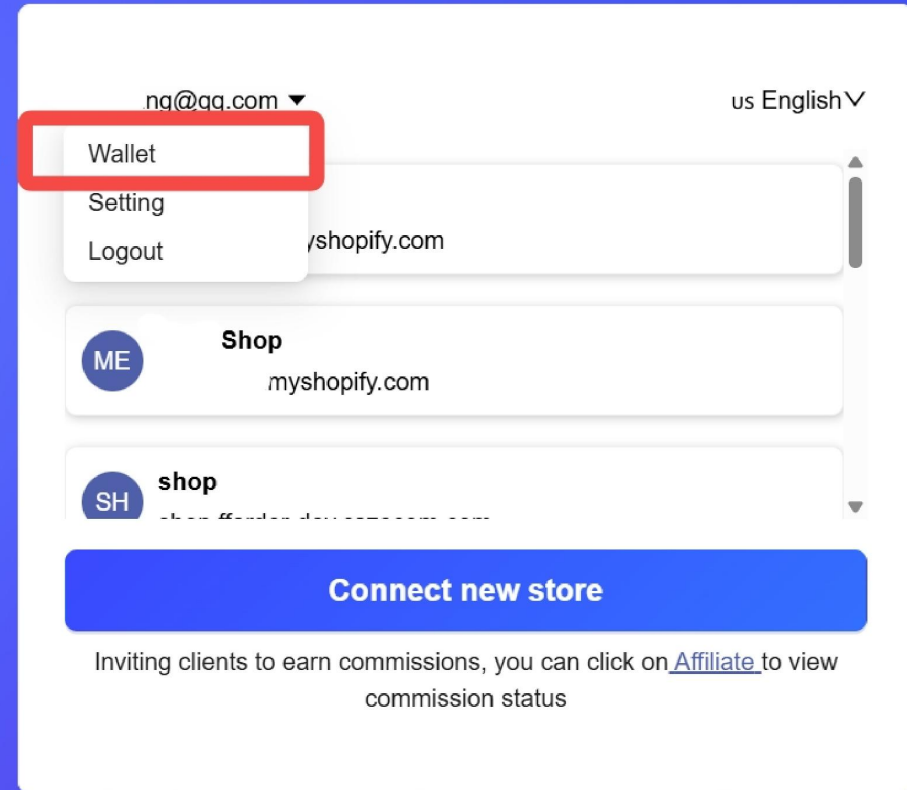
Inviting clients to earn commissions, you can click on [Affiliate](#) to view commission status



Access the FFOrder client login interface.



Fulfillment and supply chain solutions provider

A screenshot of a user profile dropdown menu. At the top, it shows the email 'nq@qq.com' with a dropdown arrow and 'us English' with a dropdown arrow. Below this is a list of menu items: 'Wallet' (highlighted with a red box and a red arrow pointing to it), 'Setting', and 'Logout'. Below the menu items is a section for 'Shop' with a 'ME' icon and the text 'myshopify.com'. Below that is another 'Shop' section with an 'SH' icon and the text 'shop'. At the bottom of the menu is a blue button labeled 'Connect new store'. Below the button is a line of text: 'Inviting clients to earn commissions, you can click on [Affiliate](#) to view commission status'.

nq@qq.com ▾ us English ▾

- Wallet
- Setting
- Logout myshopify.com

ME Shop myshopify.com

SH shop

Connect new store

Inviting clients to earn commissions, you can click on [Affiliate](#) to view commission status

Select "Wallet" to enter the wallet interface.

Wallet

Balance

\$3

Recharge

Report

Credit limit

Credit limit

\$0.00

Remaining credit

Used credit

Amount to be repaid

🔔

Repayment

Repayment record

Recharges

Expenses

Revenue

Private Inventory

All

Store

Shopify ID (Double-click for batch query)

Transaction number (Double-click for b...

connection id (Double-click for batch q...

Search

Reset

<input type="checkbox"/>	Date	Store	Shopify ID	Transaction number	connection id	Channel	Status	Actions
<input type="checkbox"/>	create: 2026-02-23 15:12:56 pay: 2026-02-23 15:12:56			RW20260223071256LM999RBZ			PENDING	
<input type="checkbox"/>	create: 2026-02-23 15:12:44 pay: 2026-02-23 15:12:44			RW20260223071244UL130PFK			PENDING	
<input type="checkbox"/>	create: 2026-02-23 14:25:47 pay: 2026-02-23 14:25:47			RW20260223062547VH477UMY			PENDING	

This column displays wallet top-up records. Each time a top-up is initiated, regardless of whether the payment succeeds, a record will be generated here. It shows the payment status and the selected payment method.

Account

Carteira Digital

Wallet

Recharge **Expenses** Revenue Private Inventory

All Shopify ID (Double-click for batch query) Transaction number (Double-click for b... connection id (Double-click for batch q...

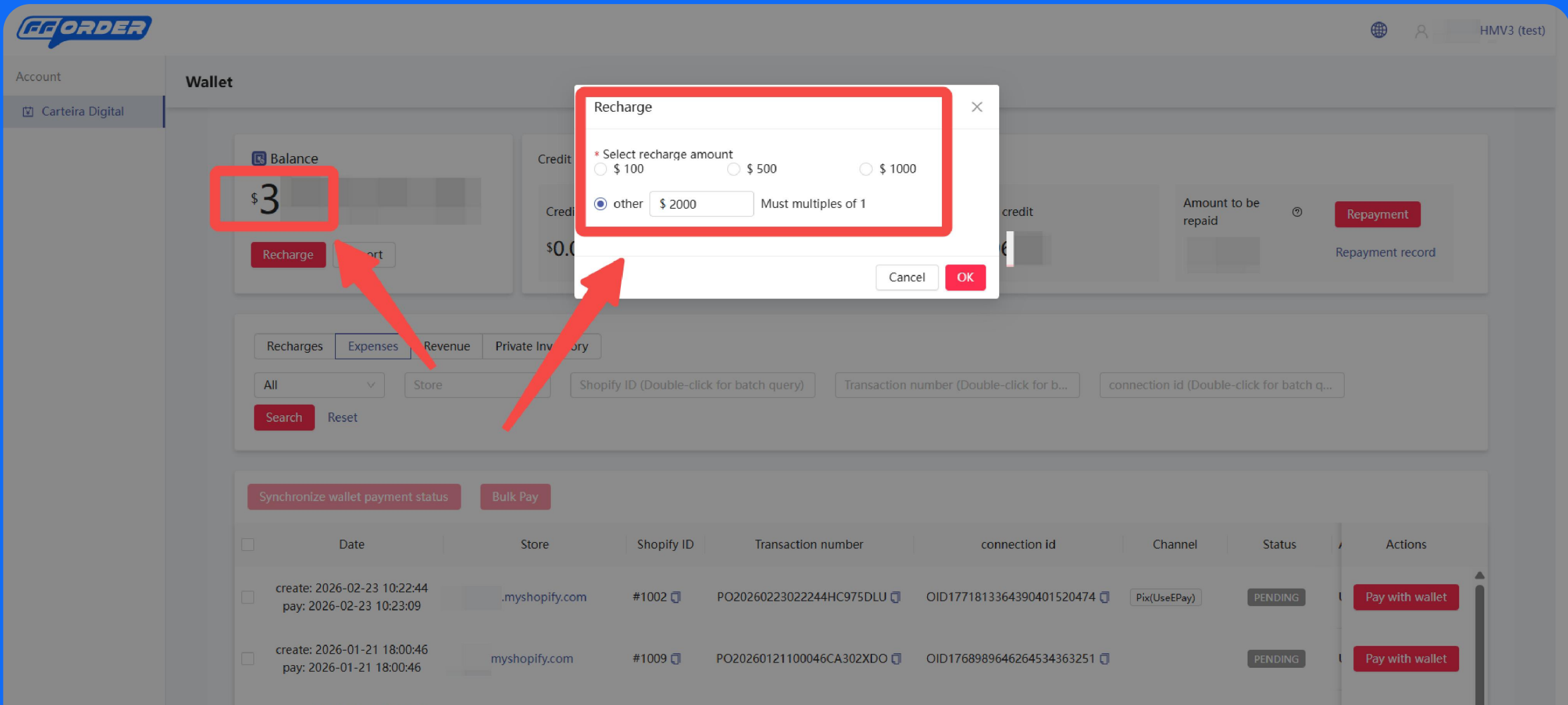
Search Reset

Synchronize wallet payment status

Bulk Pay

<input type="checkbox"/>	Date	Store	Shopify ID	Transaction number	connection id	Channel	Status	Actions
<input type="checkbox"/>	create: 2026-02-23 10:22:44 pay: 2026-02-23 10:23:09	myshopify.com	#1002	PO20260223022244HC975DLU	OID1771813364390401520474	Pix(UseEPay)	PENDING	Pay with wallet
<input type="checkbox"/>	create: 2026-01-21 18:00:46 pay: 2026-01-21 18:00:46	myshopify.com	#1009	PO20260121100046CA302XDO	OID1768989646264534363251		PENDING	Pay with wallet
<input type="checkbox"/>	create: 2026-01-19 10:55:15 pay: 2026-01-20 11:45:06	myshopify.com	#1003	PO20260119025515AT740EDY	OID1768551106616954403843	Wallet	SUCCESS	
<input type="checkbox"/>	create: 2026-01-13 18:01:50 pay: 2026-01-20 11:45:06	myshopify.com	#1004	PO20260113100149HD981NYQ	AEID1768298337225641777168	Wallet	SUCCESS	
<input type="checkbox"/>	create: 2025-12-01 15:43:31 pay: 2025-12-01 15:43:31	myshopify.com	#1009	PO20251201074331DC332TRP	OID1764575011610798597051		PENDING	Pay with wallet
<input type="checkbox"/>	create: 2025-12-01 15:11:08	myshopify.com	#1025	PO20251201071108F0887HIR	OID1764572073755576102940	Wallet	SUCCESS	

This list displays the payment records for store orders, including the order ID and payment status.



Here you can view your wallet balance.
Click here to top up. You can customize the top-up amount or use one-click quick top-up.



Número do Pedido: **Recharge Wallet**

Payable Amount: **USD 2000.00**

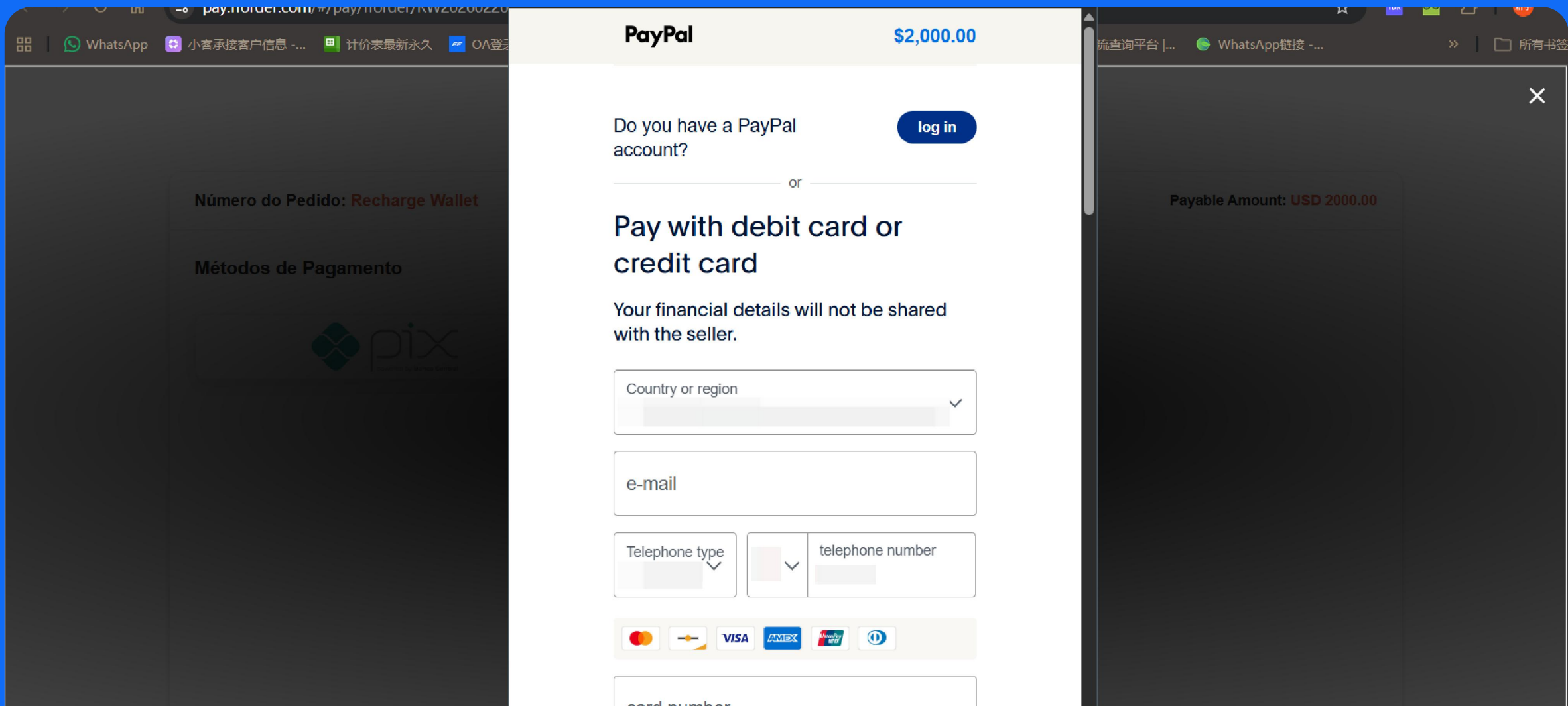
Métodos de Pagamento



PayPal



For example, when you manually enter \$2,000, you will be redirected to the payment platform where the deposit amount will be displayed. Multiple payment methods are available. Simply fill in the required information and proceed with the payment.



For example, select PayPal, fill in the relevant information, and then scan the QR code to complete the payment.

Other payment methods

If you wish to use an alternative payment method, we offer multiple payment options. Please contact your agent to obtain our bank account details.

lianlian、Airwallex、WorldFirst、Payoneer、Pingpong...





THANK YOU!



诚信 务实 专业 尊重 进取